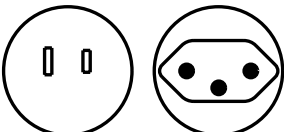
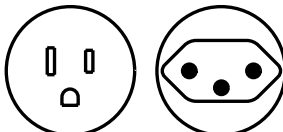
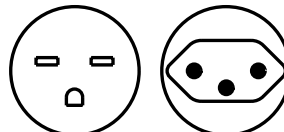
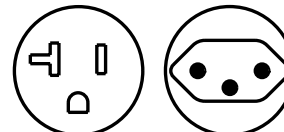
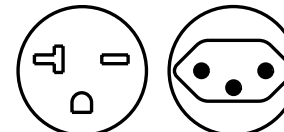
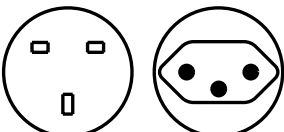
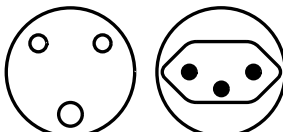
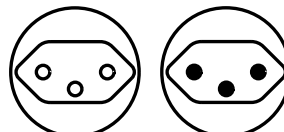
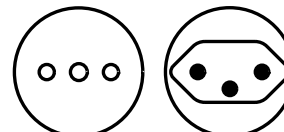
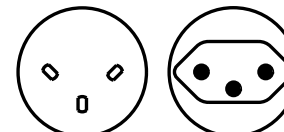
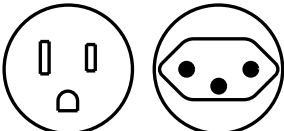
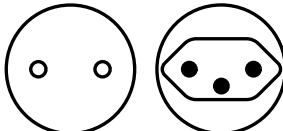
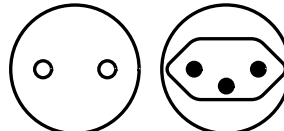
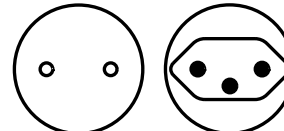


CAT. No.  
**30285**

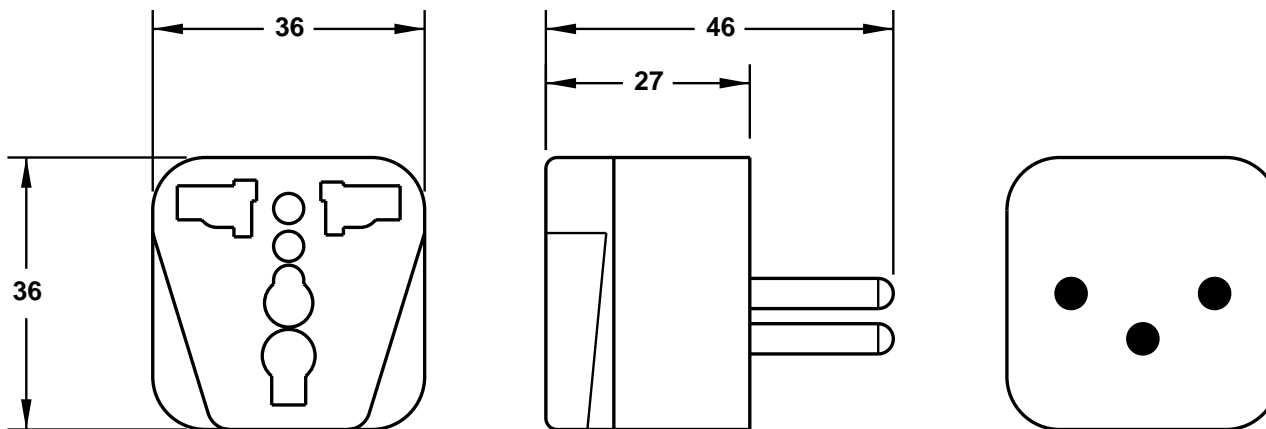
**PLUG ADAPTER, ALLOWS NEMA 1-15P, NEMA 5-15P, NEMA 6-15P, NEMA 5-20P, NEMA 6-20P, UK1-13P, UK3-5P, SW1-10P, IT1-10P, IS1-16P, JA1-15P, EU1-16P (NON-GROUNDING), DE1-13P (NON-GROUNDING) AND EUROPLUG (NON-GROUNDING) TO INTERFACE WITH SWISS SW1-10R OUTLETS, BLACK, 2 POLE 3 WIRE.**

 NEMA 1-15R SW1-10P	 NEMA 5-15R SW1-10P	 NEMA 6-15R SW1-10P	 NEMA 5-20R SW1-10P	 NEMA 6-20R SW1-10P
 UK1-13R SW1-10P	 UK3-5R SW1-10P	 SW1-10R SW1-10P	 IT1-10R SW1-10P	 IS1-16R SW1-10P
 JA1-15R SW1-10P	 EU1-16R NON-GROUNDING SW1-10P	 DE1-13R NON-GROUNDING SW1-10P	 EUROPLUG NON-GROUNDING SW1-10P	

**NOTES:**

- ADAPTERS OFTEN HAVE A DIFFERENT RATING ON THE BLADE (PLUG) END AND THE RECEPTACLE END. CAUTION SHOULD BE EXERCISED IN THEIR USE. OVERCURRENT PROTECTION IS DETERMINED BY THE PLUG END.
- THIS ADAPTER ACCEPTS ALL OF THE ABOVE PLUG CONFIGURATIONS.

**ALL DIMENSIONS ARE IN MILLIMETERS**



[www.InternationalConfig.com](http://www.InternationalConfig.com)  
[sales@internationalconfig.com](mailto:sales@internationalconfig.com)