

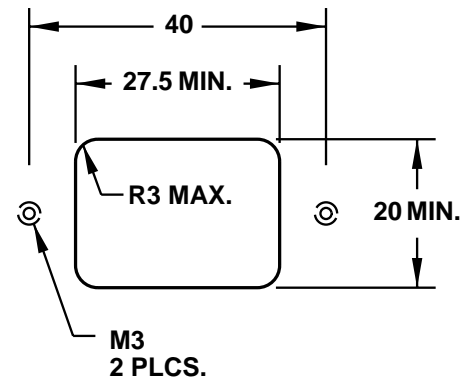
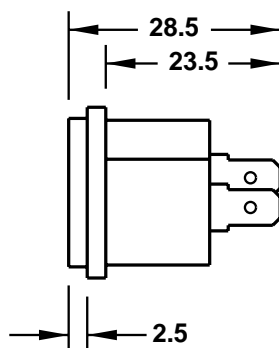
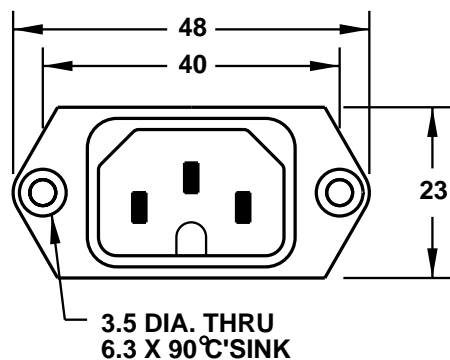
CAT. No.
57025

IEC320 / CEE22 POWER INLET, SCREW MOUNT TO PANELS, BLACK, 2 POLE 3 WIRE, 4.8 mm (3/16") QC TABS.

STANDARD: IEC320

10A 250V	APPROVALS / CERT'S.	DEMKO <input checked="" type="checkbox"/>	FI <input checked="" type="checkbox"/>	KEMA <input checked="" type="checkbox"/>	NEMKO <input checked="" type="checkbox"/>	OVE <input checked="" type="checkbox"/>	SEMKO <input checked="" type="checkbox"/>	SEV <input checked="" type="checkbox"/>	VDE <input checked="" type="checkbox"/>
15A 250V	APPROVALS / CERT'S.	CSA <input checked="" type="checkbox"/>	UL <input checked="" type="checkbox"/>						

ALL DIMENSIONS ARE IN MILLIMETERS



MOUNTING HOLE