

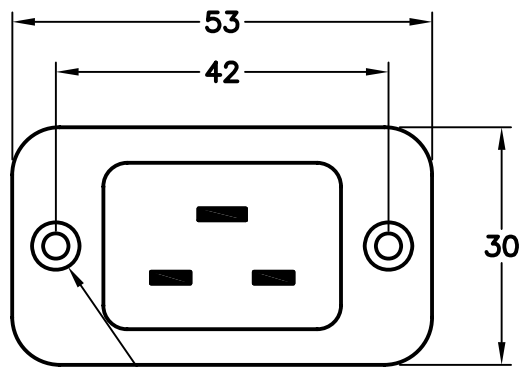
CAT. No.

57080

IEC60320 C-20 POWER INLET, SCREW MOUNT TO PANELS, SCREW TERMINALS, BLACK, 2P-3W, 20A-250V (UL/CSA), 16A-250V (VDE), CE.

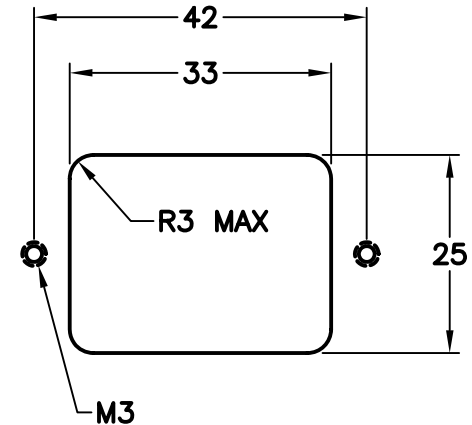
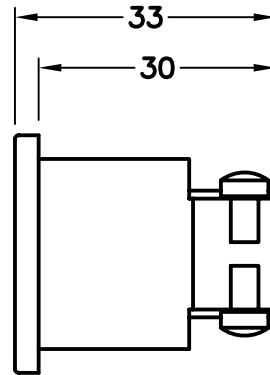
20A 250V	APPROVALS	CSA <input checked="" type="checkbox"/>	UL <input checked="" type="checkbox"/>
16A 250V	APPROVALS	VDE <input checked="" type="checkbox"/>	
	CERTIFICATIONS	CE <input checked="" type="checkbox"/>	ROHS <input checked="" type="checkbox"/>
	STANDARDS	IEC 60320 <input checked="" type="checkbox"/>	

ALL DIMENSIONS ARE IN MILLIMETERS



Ø3.2 THRU  
Ø6 x 90° C'SINK  
(2) PLACES

IEC 60320, C-20



MOUNTING HOLE