

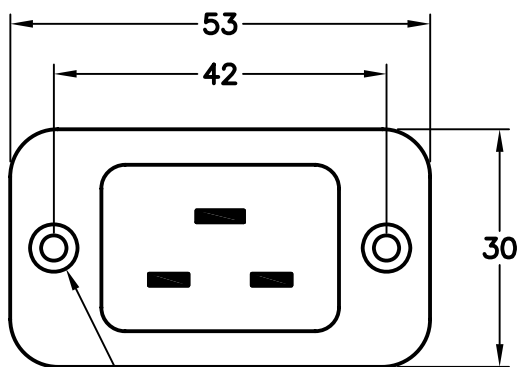
CAT. No.

57081

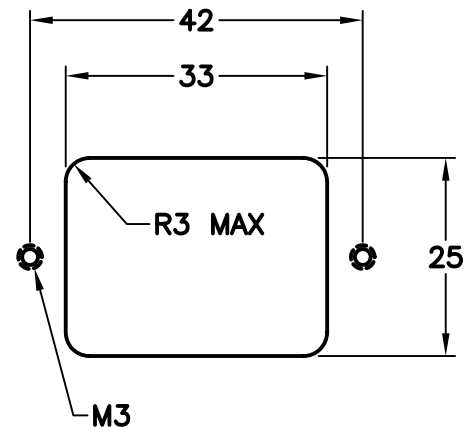
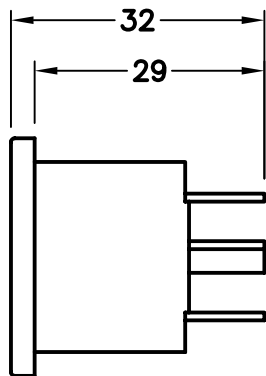
IEC60320 C-20 POWER INLET, 6.3 mm (1/4") QUICK CONNECT TERMINALS, 20A-250V(UL/CSA)  
16A-250V(VDE, CCC), BLACK, SCREW MOUNT TO PANELS.

20A 250V	APPROVALS	CSA <input checked="" type="checkbox"/>	UL <input checked="" type="checkbox"/>
16A 250V	APPROVALS	VDE <input checked="" type="checkbox"/>	CCC <input checked="" type="checkbox"/>
	CERTIFICATIONS	CE <input checked="" type="checkbox"/>	ROHS <input checked="" type="checkbox"/>
	STANDARDS	IEC 60320 <input checked="" type="checkbox"/>	

ALL DIMENSIONS ARE IN MILLIMETERS



Ø3.2 THRU  
6 x 90° C'SINK



MOUNTING HOLE