

CAT. No.
57321

IEC320 / CEE22 POWER INLET, 6.3 QC TABS, SNAP-IN MOUNT TO 1.5 THICK PANELS, BLACK, 2 POLE 3 WIRE

STANDARD:IEC320

10A 250V

APPROVALS / CERT'S.

DEMKO

FI

KEMA

NEMKO

OVE

SEMKO

SEV

VDE

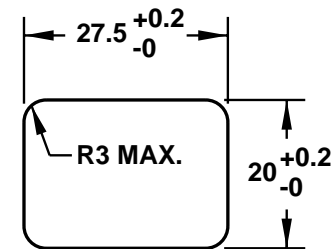
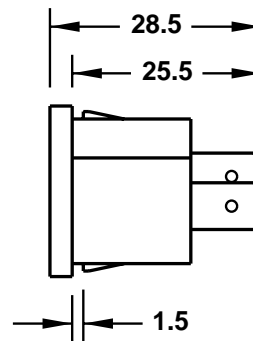
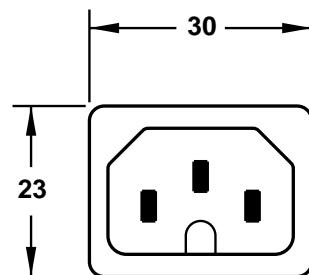
15A 250V

APPROVALS / CERT'S.

CSA

UL

ALL DIMENSIONS ARE IN MILLIMETERS



MOUNTING HOLE