

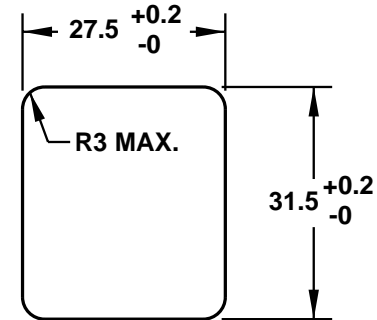
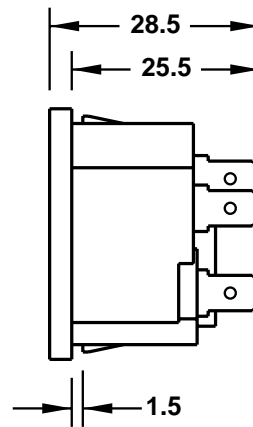
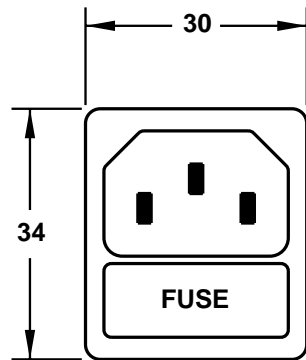
CAT. No.
57423

IEC 320 / CEE22 POWER ENTRY MODULE, SINGLE POLE FUSEHOLDER, SNAP-IN MOUNT TO 1.5 mm THICK
PANEL, BLACK, FUSE DRAWER, 4.8 mm (3/16") QCTABS, 10 AMP 250 VOLT
STANDARD:IEC320

APPROVALS / CERT'S.

CSA DEMKO FI IMQ KEMA NEMKO OVE SEMKO SEV UL VDE

ALL DIMENSIONS ARE IN MILLIMETERS



MOUNTING HOLE