

CAT. No.
57425

IEC 320 / CEE22 POWER ENTRY MODULE, SINGLE POLE FUSEHOLDER, SNAP-IN MOUNT TO 1.5 mm THICK PANEL,
BLACK, FUSE DRAWER, SOLDER TABS, 10 AMP 250 VOLT
STANDARD:IEC320

APPROVALS / CERT'S.

CSA

DEMKO

FI

IMQ

KEMA

NEMKO

OVE

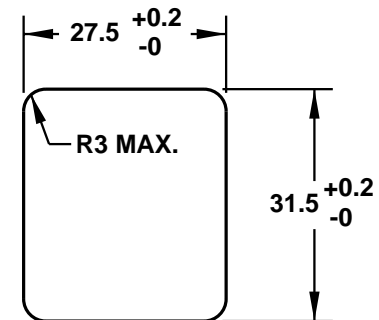
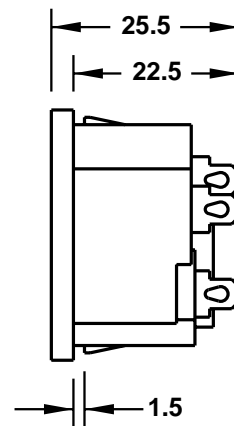
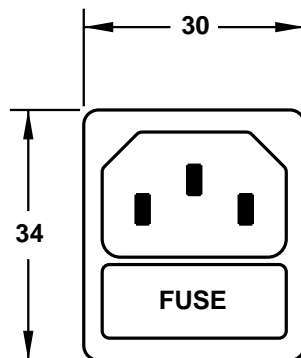
SEMKO

SEV

UL

VDE

ALL DIMENSIONS ARE IN MILLIMETERS



MOUNTING HOLE