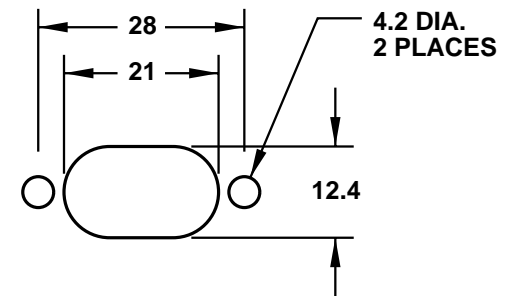
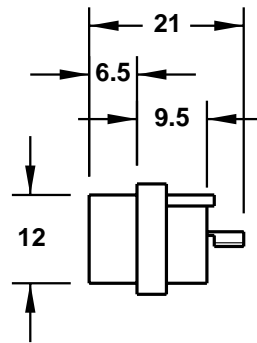
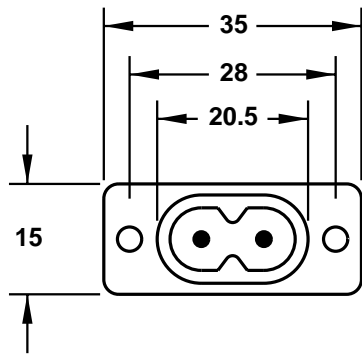
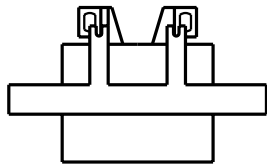


CAT. No.  
**57701**

IEC 320 C-8 POWER INLET, 2.5 AMPS 250 VOLTS, 2 POLE 2 WIRE, SCREW MOUNTS FROM REAR, BLACK, 1.5 X 2.3 MM  
QUICKCONNECT OR SOLDER TERMINALS

APPROVALS / CERT'S. CSA  NEMKO  SEMKO  SEV  UL  VDE

ALL DIMENSIONS ARE IN MILLIMETERS



**PANEL CUTOUT**