

CAT. No.  
**57740**

IEC 60320 (320) C-20 POWER INLET. SNAP-IN MOUNT TO 1.5 mm THICK PANELS. 6.3 x 0.8 mm QUICK CONNECT TERMINALS. UL 94 V-O THERMOPLASTIC. BLACK. RATED 20 AMPERE 125/250 VOLT (UL/CSA) 16 AMPERE 250 VOLT (VDE). 2 POLE 3 WIRE.

APPROVALS / CERT'S.

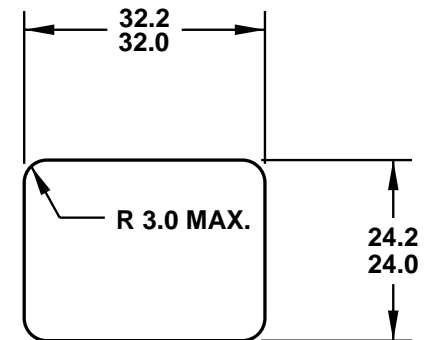
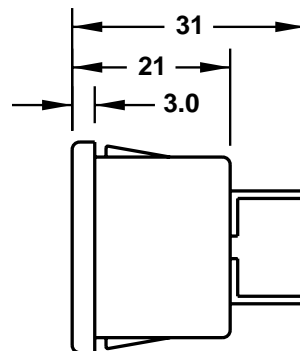
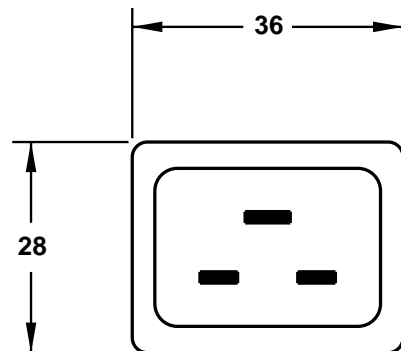
"CE" MARK

CSA

UL

VDE

ALL DIMENSIONS ARE IN MILLIMETERS



PANEL CUTOUT