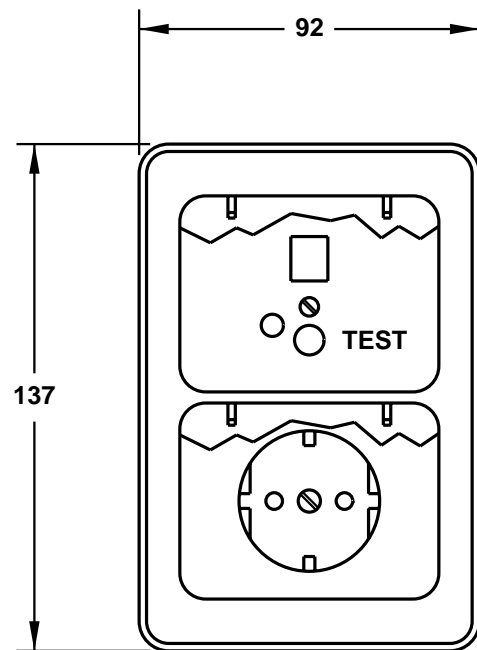


CAT. No.
70200

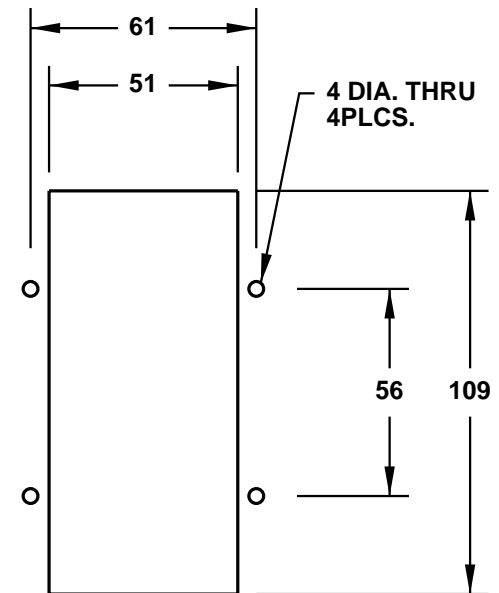
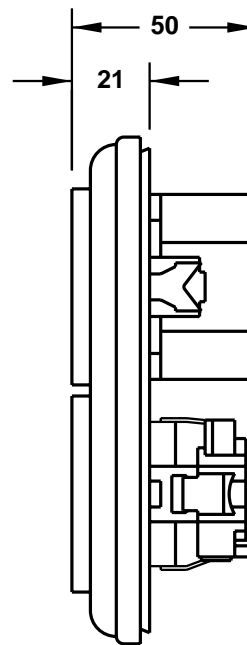
EUROPEAN (SCHUKO) RCD (GFCI) 10 mA RECEPTACLE, WHITE, FLUSH MOUNT, 2 POLE 3 WIRE,
16 AMPERE 250 VOLT, (EU1-16R).

ALL DIMENSIONS ARE IN MILLIMETERS

NOTE: USE WALL BOX P/N 70250 FOR FLUSH WALL MOUNTING



**THIS VIEW IS SHOWN WITH LIFT
LIDS REMOVED FOR CLARITY**



CUTOUT FOR PANEL MOUNTING