

CAT. No.

74335

AUSTRALIAN RCD (GFCI) OUTLET, 30Ma, SURFACE MOUNT, COMPLETE WITH IP55 WEATHERPROOF BOX & COVERS, 2P 3W, 10A 250V 50/60 Hz (AU1-10R).

CERTIFICATIONS

CE ROHS

ALL DIMENSIONS ARE IN MILLIMETERS

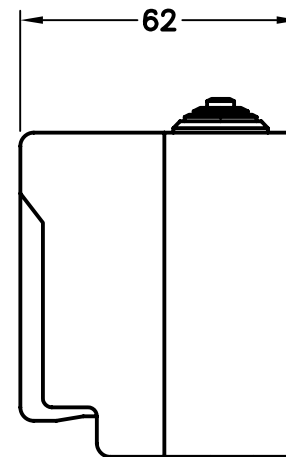
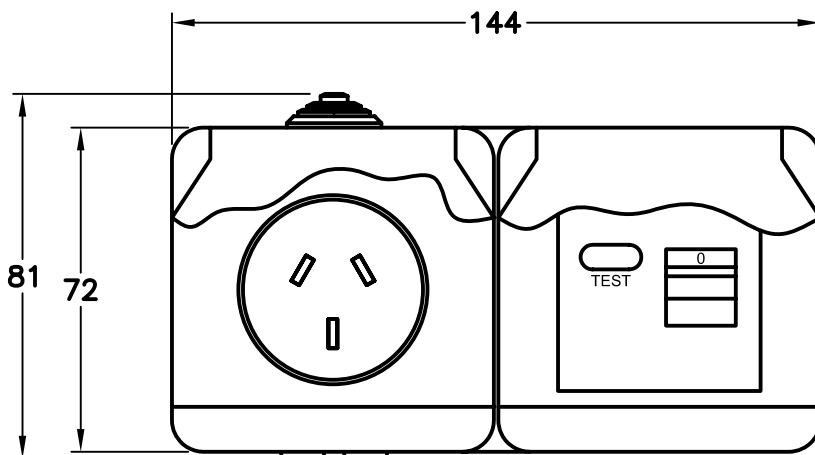
TECHNICAL DATA:

1. NO RESET AFTER POWER FAILURE. (LATCHED RCD)

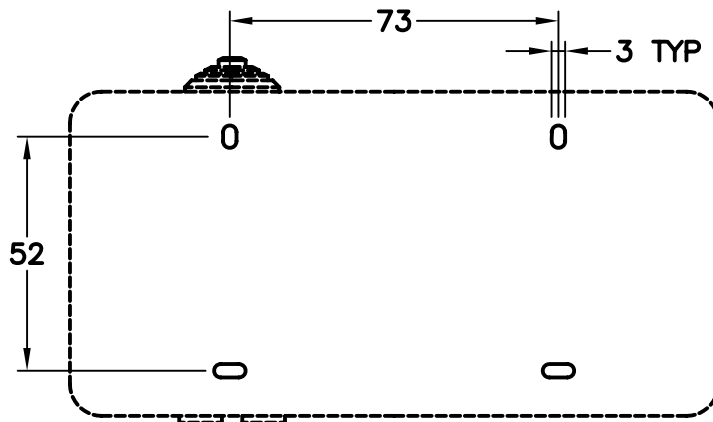
2. PROTECTS DOWNSTREAM OUTLETS

3. OPERATING TEMP. -5°C TO +40°C

4. RECOMMENDED TERMINAL TORQUE 0.08 Nm (NEWTON-METER)



NOTE: FOR CLARITY THIS VIEW IS SHOWN WITH LIFT LIDS BROKEN



MOUNTING ARRANGEMENT

NOTES:

#1 - CORD ENTRY GLAND ACCOMODATES ROUND FLEXIBLE TYPE CORDAGE ONLY. ENTRY GLAND IS REMOVABLE. SEE NOTES 2 AND 3 FOR OTHER OPTIONS.

#2 - WHEN USING 20 mm (PG 13.5) THREADED CONDUIT, ORDER PART NUMBER 91696x45 BOX ADAPTER.

#3 - WHEN USING 1/2" NATIONAL PIPE THREAD (NPT) CONDUIT, ORDER 2 PARTS:
(1) 91696x45, BOX ADAPTER
(1) 01613, THREAD ADAPTER