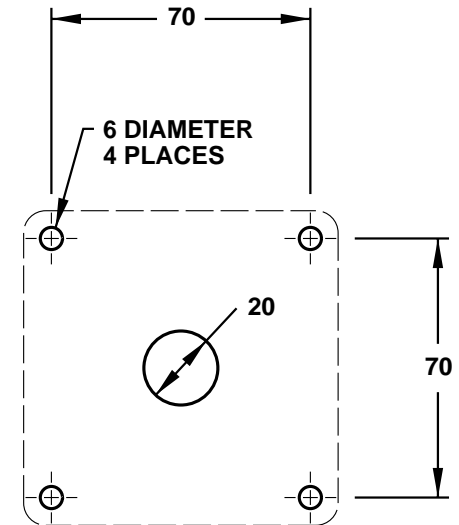
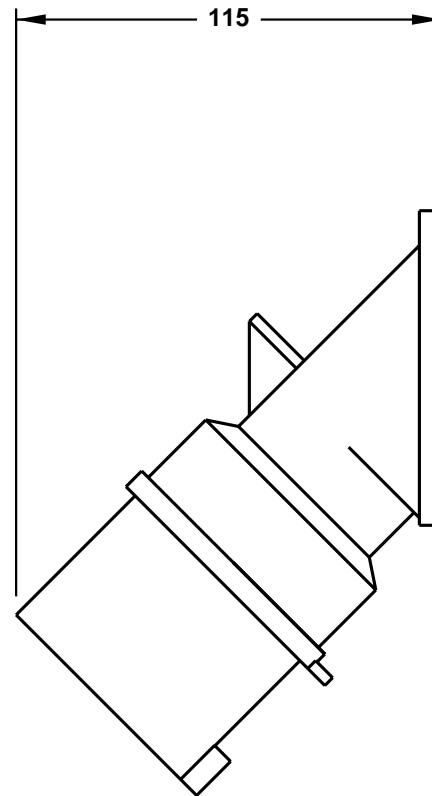
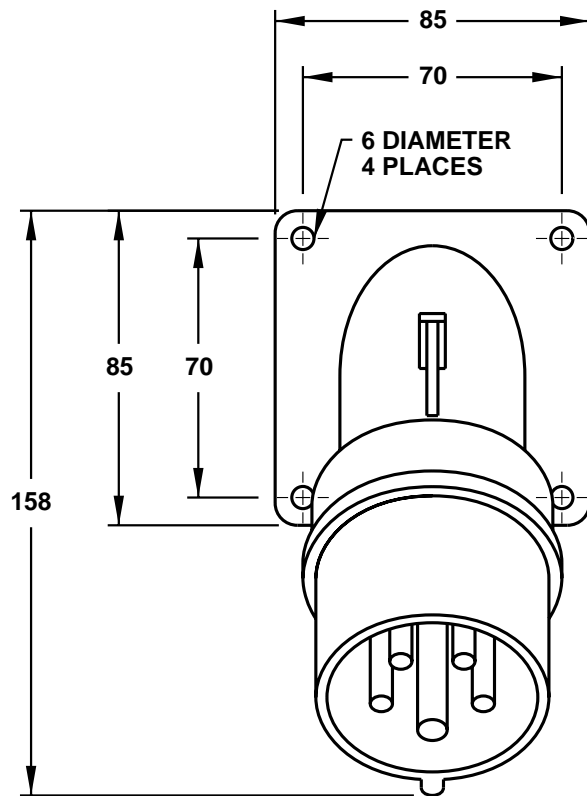


CAT. No.  
**888-2769**

IEC 309 CEE 17 PANEL MOUNT ANGLE INLET, RED, (4 POLE 5 WIRE), 30 AMPERE 250 VOLT (UL / CSA);  
32 AMPERE 230/400 VOLT 6H (EUROPEAN), 50/60 HZ, 3 POLE + NEUTRAL + EARTH  
STANDARDS: IEC 309-1, IEC 304-2, BS 4343, DIN 49462/63, VDE 0623, CEE 17, EN 60309

APPROVALS / CERT'S. CSA  UL CLASSIFIED  VDE

ALL DIMENSIONS ARE IN MILLIMETERS



PANEL CUTOUT