

CAT. No.

**888-72326**

IEC 309 CEE 17 WATERTIGHT INLET ANGLE PANEL MOUNT, BLUE, 30 AMPERE 250 VOLT (UL/CSA);  
32 AMPERE 200/250 VOLT (EUROPEAN), 50/60 HZ, 2 POLE + EARTH  
STANDARDS: IEC 309-1, IEC 304-2, BS 4343, DIN 49462/63, VDE 0623, CEE 17, EN 60309

APPROVALS / CERT'S.

CE

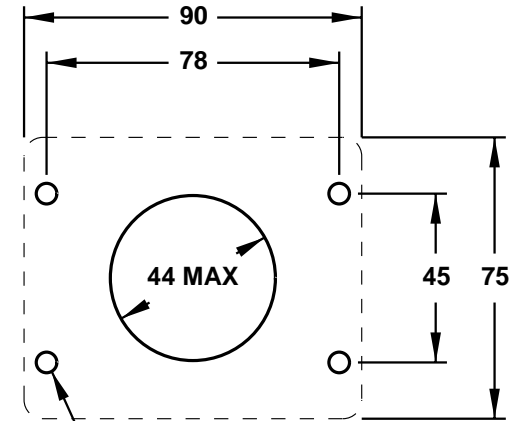
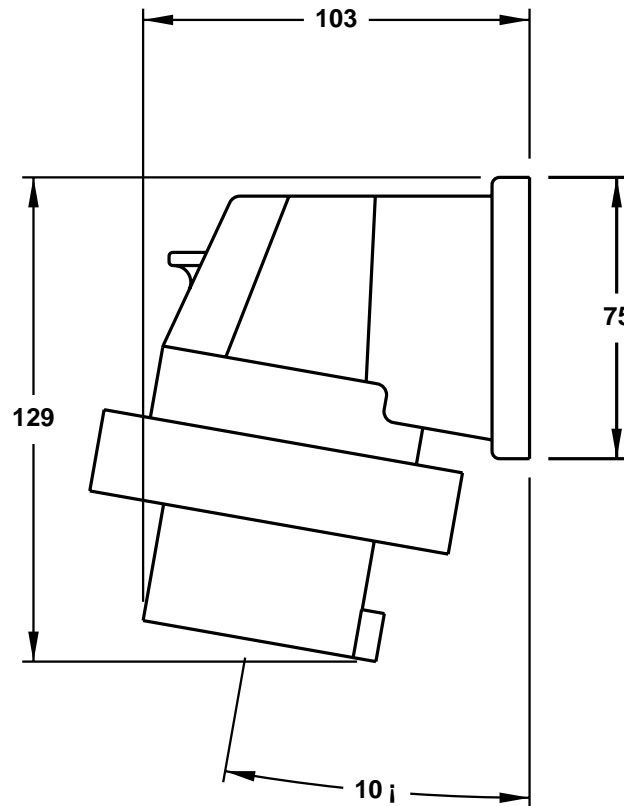
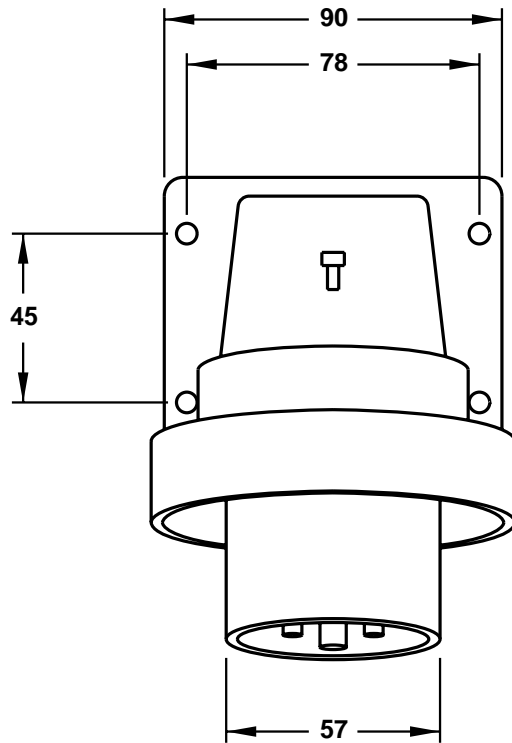
CSA

OVE

SEV


UL

ALL DIMENSIONS ARE IN MILLIMETERS



DIAMETER 5.5  
TYPICAL (4) PLACES

PANELCUTOUT



[www.InternationalConfig.com](http://www.InternationalConfig.com)  
[sales@internationalconfig.com](mailto:sales@internationalconfig.com)